

Wolverton Creek



The Gateway



Introducing Bill Shapeero



Heading into the Woods



What should we study?



Exploring the Trail



Plant Life



Open it up. What's inside?



Learning from the Master



The Forest sure is green.



What have we found?



Look what Dr. Shapeero found!



Time for Kinzie and Quin




We are happy to be out in nature.







Lets look at the study area



Lets put a probe in the river.




Lets make a drawing of the river.







Installing a temperature probe




Selecting the right location



A Great Day on the River



From Generation to Generation



Be the Scientist

